



Holy Family Community School

Pobalscoil an Teaghlaigh Naofa

Principal: Ingrid Fallon

Deputy Principals: Denise O' Keeffe, Liam Ferguson, Derek Maher

Kilteel Road, Rathcoole, Co. Dublin.

Tel: 01 4580766 / 01 4580031

Email: info@hfcs.ie / www.hfcs.ie

7th June 2022

To Parents/Guardians of Transition Year students

Dear Parents/Guardians,

The whole school community welcomes your son/daughter back to school and looks forward to working with you over the coming years.

Your son/daughter starts school on **Tuesday 30th August 9.00am-10.20pm**. Full details of reopening dates and times can be accessed here: <https://www.hfcs.ie/wp-content/uploads/2020/08/reopening-dates-2022-23-FINAL-MAY-2022.pdf>

Timetable:

A copy of the Transition Year timetable will be accessible in August on VShare and a physical copy will be given to the students on their return to school.

Code of Behaviour and Discipline:

Parents/Guardians, as partners with teachers and the Board of Management, must accept the Code of Behaviour and Discipline as a precondition to their son's/daughter's enrolment in the school. All students **must** have a Dialann (school journal). A copy of the Code of Behaviour and Discipline is available on the school website and parents and students must sign the declaration of agreement in the Dialann.

Work Experience:

Your son/daughter will have four weeks' work experience during TY. Two weeks' work experience in November 2022 and another two weeks in February 2023. Students must arrange their own work experience. The dates of work experience can be found on the school calendar: <https://www.hfcs.ie/wp-content/uploads/2020/08/Calendar-for-Parents-2022.2023-May-2022-PDF.pdf>

Transition Year Trips/Activities:

The cost of the Transition Year trips and activities will be €300. Students were asked to pay the full amount by May 2022.

Book Lists:

Books and stationery can be ordered online by clicking this link:

https://forms.office.com/pages/responsepage.aspx?id=r0g3pGCdaka3_emxiuRhGRmHvfxPTDIFsbJH0r89-lpUMkVKRzIDUDBBNVEzWII0M1JEUUs0Wk42NC4u

The school bookshop will be open from **9.15 a.m. to 1.00 p.m.** each day **from Wednesday 17th August to Tuesday 23rd August**. Parents who availed of the pre-order facility before 17th June 2022 can collect their order on any of the above dates.

Stationery, photocopying, postage & ICT:

All students must pay **€50** towards stationery, photocopying, postage and ICT costs. This fee can be paid in the bookshop **or** by using the Easy Payments Plus system – see enclosed information sheet. This will be receipted separately.

iPads:

All iPads purchased at the beginning of 1st year came with a 3-year management and support licence through Wriggle for the duration of Junior Cycle. This licence now needs to be renewed to continue the use of student iPads in Teaching and Learning for Transition Year and on to Senior Cycle in our school. **This is done through the online store at wriggle.ie where you click the 'Order' Tab, then 'Online Store Login' and use 98087574 as the store code.**

Select "Holy Family Community School 4th Year Bundle" to process the purchase of this licence for the remaining 3 years of your child's second level education. **A detailed email from Wriggle Learning will be sent to your VShare account. Please read it carefully.** Further Support from Wriggle can be found at this link: <https://www.hfcs.ie/wp-content/uploads/2020/08/Senior-Cycle-Services-Support-Parents-08-02-22-1-WRIGGLE.pdf>

School uniform:

The school uniform should be purchased from the official school supplier, <https://schoolwearhouse.ie/> Unit D7, Ballymount Cross Industrial Estate, Ballymount, Dublin 24. Tel: 014604371; Email info@schoolwearhouse.ie **Please see the photos at the end of this information notice for a list of uniform necessities and photographs of uniform and PE uniform.**

All students must wear their school uniform in school or when representing the school. Students who fail to wear their uniform will be sanctioned. We take great pride in our school uniform. **Students are permitted to wear trainers/runners, but they MUST BE PLAIN BLACK with no coloured sole or markings.**

P.E. uniform:

The PE uniform is available from the official school uniform supplier: www.schoolwearhouse.ie

The PE uniform should be worn all day on the assigned PE class day. Only the full official PE uniform is acceptable. **Other tracksuits/leggings/hoodies or shorts are NOT school uniform and should never be worn.**

Jackets:

All students must wear a plain black jacket. Hoodies or jackets of another colour are not acceptable.

Sew-on crests:

Sew-on crests can be ordered from the school. Please note that the garment to be used must be of the same standard and quality as the official school uniform.

Taking holidays during term:

The school asks parents not to take students out of school to go on holidays during the school term. This practice is unfair to your son/daughter, fellow students and teachers. Students absent for 20 or more days must be reported to the Educational Welfare Officer, TUSLA.

School calendar/notice of meetings:

Please click this link to access the School Calendar and Notice of Meetings for the Academic Year 2022/23: <https://www.hfcs.ie/wp-content/uploads/2020/08/Calendar-for-Parents-2022.2023-May-2022-PDF.pdf> We ask parents/guardians to regularly check the online calendar for updates throughout the school year.

VShare:

VShare is the management and communication system used by the school. Parents/guardians can look at their child's timetable, attendance, exam results and behaviour record on VShare. It is also the system used to communicate messages to parents/guardians. In order to receive messages, please ensure that you download the VShare app on your mobile device and allow notifications. Instructions on how to download the VShare app can be found here: <https://support.vshare.ie/en/parent-app-overview>

School Policies

School policies may be found on the school website at <http://www.hfcs.ie/our-policies-and-useful-information/>. Parents/guardians and students are expected to read these policies and students must abide by **all** school policies.

Lunch break:

Senior students are permitted to go to the village at lunch-time. This privilege is subject to their good behaviour in the village and punctual return after lunch. Good behaviour includes leaving the village litter free.

Personal accident insurance scheme:

All students should avail of the Pupil Personal Accident Insurance Scheme. **All students must take out this insurance** which gives 24-hour cover, 365 days a year (including school holidays). The cover includes school activities, social, domestic and leisure activities inside and outside of school hours. The cost of joining the scheme for the 2022/23 school year is **€10**. Please note that there is a strict deadline, set by the insurance company by which this fee must be paid. This fee can be paid online using **Easy Payments Plus on the school's website** www.hfcs.ie or by cash on the following days. Students who wish to pay by cash/cheque should have the €10 in an envelope with their name clearly written on the envelope. Students will be called to Reception to pay.

1st Years: Friday 26th August

6th Year & LCA2: Monday, 29th August

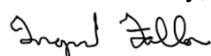
3rd Year & TY Tuesday 30th August

All Other Years: Wednesday 31st August – Friday 2nd September

Voluntary Contribution:



Parents are asked to contribute **€75** for 1 child, **€100** for 2 children and **€125** for 3 children. The Easy Payments Plus facility is the preferred payment option. Parents can make this contribution by cash or cheque to the school also. All contributions are very much needed and gratefully appreciated. Money contributed by parents is used to supplement areas not adequately funded by the Department of Education and Skills. In the past the Voluntary Contribution helped provide a fully equipped computer room and an additional science laboratory.

Yours sincerely,



Ingrid Fallon
Principal

JUNIOR SCHOOL UNIFORM




School Uniform for Junior Students

- **Girls** – White shirt, Wine jumper with official school crest, School skirt or grey trousers, Knee high black or grey socks/tights with skirt and fully black shoes.
- **Boys** – Grey shirt, wine tie, wine jumper with official school crest, grey trousers and fully black shoes.

Please note that wearing the correct uniform is an important part of the school's Code of Behaviour & Discipline which is signed by all students and parents/guardians. Failure to wear the correct uniform will lead to a sanction.

SENIOR SCHOOL UNIFORM



- **Girls** – White shirt, Black jumper with official school crest, School skirt or grey trousers, Knee high black or grey socks / tights with skirt and black shoes.
- **Boys** – Grey shirt, black tie, black jumper with official school crest, grey trousers and fully black shoes.

Please note that wearing the correct uniform is an important part of the school's Code of Behaviour & Discipline which is signed by all students and parents / guardians. Failure to wear the correct uniform will lead to a sanction.

PE UNIFORM FOR ALL YEARS



PE Uniform

- Students must wear the correct school PE uniform.
- Plain navy tracksuit bottoms with no logos or stripes.
- The school polo shirt and/or the school PE sweatshirt must be worn.
- Comfortable sports runners/trainers to be worn. Converse or similar are not to be worn.
- No leggings or shorts allowed.



Online School Payment Facility



We have introduced a facility to allow you to pay school expenses securely online with your debit or credit card.

*****We would encourage ALL parents to avail of this facility*****

ACTIVATION – PLEASE ACTIVATE YOUR ACCOUNT AS PROMPTLY AS POSSIBLE:

- Click on the Easy Payments Plus button on the school's website.
- Select **Activate Account** on the menu at the top of the screen.
- You are asked for YOUR mobile phone number and YOUR surname.
- You will then receive an activation code via text message to your phone.
- Input this code together with your preferred email address and a password to activate your account.
- You can then use this email address and password to login and make payments.

PAYMENT

- Go to the school's website and select the Easy Payments Plus button.
- Login using the email address and password you input during account activation.
- Follow the instructions to select the item(s) to pay and enter your card details.
- You will receive a receipt via email for every payment you make.
- From then on you can login to your account at any time and look at payments you have made and any instalments you have setup.

SECURITY

- All payments are processed using SSL (Secure Socket Layer) technology, which ensures the security of the transaction as it is being processed.
- All payments are processed by a PCI (Payment Card Industry) compliant payment processor, which ensures all card holder's data is managed securely.
- Easy Payments Plus has updated its policies, processes and procedures to ensure that student data is held in a GDPR compliant manner.

If you have any questions please do not hesitate to contact the school.

[How does a parent activate their account?](#)

1. Go to the school's website.
2. Click on **Activate** button.

The screenshot shows the Easy Payments Plus interface. At the top, there is a large empty rectangular box. Below it, a message states: "If you have not activated your account, please **Activate** now". The word "Activate" is highlighted with a red circle. To the right of this message are links for "Return" and "Login". Below the message, there is a navigation bar with "Easy Payments Plus" logo, a "View Bill" button, a "Value of bill so far : €0" indicator, and a "Pay Bill" button. There are also logos for Mastercard, VISA, and VISA. A "Test Mode" button is visible. Below the navigation bar is a search bar with the text "Search for an item..." and a dropdown menu set to "* All". A message below the search bar says: "Use the Add to Bill button to select an item for payment". Below this is an "Item List" table.

| Item | Description | Cost€ | Quantity | |
|-----------------------------|--|--------|----------|--------------------|
| After school study - 3 days | After school study fee for 3 days a week | 185.00 | 1 | Add to Bill |
| After school study - 4 days | After school study fee for 4 days a week | 195.00 | 1 | Add to Bill |

3. Input mobile number and surname (as per the school's records).

The screenshot shows a form for account activation. It contains the following text and fields:

Please enter your mobile phone number and Surname below.

An activation code will be sent to your mobile phone.

Please use this code on the next screen to activate your account.

Mobile Number

Surname

Request Account Activation

4. Easy Payments Plus will try to match the above data against the school's EPP database. If a match is successful, then the parent will be texted a code to their mobile phone.

5. The parent then completes their account activation by inputting the data on the screen below:

Mobile Number

851234567

E-Mail Address

Activation Code

New Password

Retype New Password

- ☐ Tick if you want to receive text notifications from Demo School AAAA
- ☐ Tick if you want to receive email notifications from Demo School AAAA
- ☐ Check this box to agree to our terms and conditions

Activate Account